

BRIDGESTONE

Application Guide for Iveco - Iveco Bus 2016




Table of content

Tyre Application Guide	3
Tyre overview	4
Line-up	5-7

ECOPIA






Determine if ECOPIA tyres are your most optimal choice

	Yes	No
1. Do the vehicles of your fleet drive on highways for more than 90% of the time?	<input type="radio"/>	<input type="radio"/>
2. Is the average vehicles driving distance more than 150.000 km /year?	<input type="radio"/>	<input type="radio"/>
3. Do your vehicles normally have less than 3 deliveries per trip?	<input type="radio"/>	<input type="radio"/>
4. On regular trips, do your vehicles only have very few start/stop movements?	<input type="radio"/>	<input type="radio"/>

If the answer to at least 3 of these questions is **yes**:  ECOPIA tyres might be the best choice for you.
Please contact your local Bridgestone dealer or representative for confirmation.

If the answer to at least 2 of them is no, ECOPIA tyres may not be suitable for you.

Tyre application guide

		Steer	Drive
Highway		ECOPIA H-STEER 001 R249 Ecopia R249 EVO R249II EVO Ecopia	ECOPIA H-DRIVE 001 M749
Regional		R-STEER 001 R297 R227 M788 EVO	R-DRIVE 001 M729 M788 EVO
On/Off road		M-STEER 001 M840 EXTRA M840 EVO M840	M-DRIVE 001 M840 EXTRA M840 EVO M840 L355 EVO L355
Off Road		L317 EVO L317	L317 EVO L317
Urban		U-AP 001	U-AP 001 GREATEC R173

Tyre overview

ECOPIA H-STEER 001



steer

- Great fuel saving potential.
- Robust casing.
- Longer tyre life.

R249 Ecopia | R249 EVO R249II EVO Ecopia



steer

- Fuel efficient steer tyre.
- Great resistance against irregular wear.



steer

- Improved rolling resistance and mileage.
- Increased load capacity steer sizes developed in the frame of EURO VI introduction.

ECOPIA H-DRIVE 001



drive

- Great fuel saving potential.
- Robust casing.
- Excellent traction and wet-weather handling.

M749



drive

- Drive axle tyre for highway use.
- Excellent traction and wet weather handling.

R-STEER 001



steer

- Versatile multipurpose steer tyre.
- High resistance against irregular wear.

R297



steer

- Excellent wet and dry manoeuvrability.
- Extra deep tread and sidewall protector for long tyre life.

R227



steer

- Low rolling resistance and long tyre life.

M788 EVO



steer|drive

- All position tyre for light trucks and commercial vehicles.

R-DRIVE 001



drive

- Versatile multipurpose drive tyre for usage in a broad range of conditions.
- Excellent mileage performance.

M729



drive

- Medium to long-range drive tyre for regional use.
- Excellent wet and dry manoeuvrability.

M-STEER 001 ⁽¹⁾

NEW



steer

- Robust tyre with high resistance to external aggressions.
- Able to cope with different On & Off operations.

M840 EXTRA



steer|drive

- All position tyre for On and Off road use.

M840 EVO | M840



steer|drive

- All position tyre for On and Off road use.
- Excellence resistance to cutting and chipping.
- Increased load capacity.

M-DRIVE 001 ⁽¹⁾

NEW



drive

- Long-lasting high-durable drive tyre.
- Great traction in all On & Off surfaces.

L355 | L355 EVO



drive

- Drive axle tyre for all types of On/Off commercial vehicles.
- Robust tread pattern and high traction on rough surfaces.
- Increased load capacity.

L317 EVO | L317



steer|drive

- Off road all position tyre for mining and logging vehicles.
- Extra deep tread for long life and superior traction.
- Increased load capacity.

U-AP 001



steer|drive

- Robust high-value casing for longer life and higher retreadability.

GREATEC R173


































drive

- Low-profile single drive tyre for buses and coaches.
- Low-weight solution for maximum payload.

Pattern	Size	Load index	Speed symbol						
Highway									
ECOPIA H-STEER 001	295/80 R 22.5	154/149	M	C	C		70 dB		
	315/80 R 22.5	156/150	L	C	C		69 dB		
		154/150	M						
	315/70 R 22.5	156/150	L	B	C		71 dB		
		154/150	M						
R249 Ecopia	385/65 R 22.5	160	K	C	B		74 dB		
		158	L						
	295/60 R 22.5	150/147	L	D	C		72 dB		
	385/55 R 22.5	160	K	D	C		72 dB		
		158	L						
R249 EVO ⁽¹⁾	355/50 R 22.5	156	L	D	C		71 dB		
R249II EVO Ecopia	315/60 R 22.5	154/148	L	C	C		72 dB		
ECOPIA H-DRIVE 001	295/80 R 22.5	152/148	M	C	C		73 dB	✓	
	315/80 R 22.5	156/150	L	C	C		70 dB	✓	
		154/150	M						
	315/70 R 22.5	154/150	L	C	C		74 dB	✓	✓
		152/148	M						
	295/60 R 22.5 ⁽²⁾	150/147	L	C	D		74 dB	✓	✓
315/60 R 22.5 ⁽²⁾	152/148	L	C	C		73 dB	✓	✓	
M749 ⁽¹⁾	315/45 R 22.5	147/145	L	E	D		76 dB	✓	
Regional									
R-STEER 001	295/80 R 22.5	154/149	M	D	C		68 dB	✓	
	315/80 R 22.5	156/150	L	D	B		73 dB	✓	
		154/150	M						
	315/70 R 22.5	156/150	L	D	B		72 dB	✓	
		154/150	M						
R297	13 R 22.5	156/150	L	D	B		70 dB	✓	
R227	215/75 R 17.5	126/124	M	D	C		73 dB	✓	
	225/75 R 17.5	129/127	M	D	C		72 dB	✓	
	235/75 R 17.5	132/130	M	D	C		71 dB	✓	
	245/70 R 17.5	136/134	M	D	C		70 dB	✓	
	265/70 R 17.5	138/136	M	D	C		70 dB	✓	
	245/70 R 19.5	136/134	M	D	C		72 dB	✓	
	265/70 R 19.5	140/138	M	D	B		71 dB	✓	
		138	M						
	285/70 R 19.5	145/143	M	D	C		73 dB	✓	
305/70 R 19.5	148/145	M	D	B		71 dB	✓		
M788 EVO	295/80 R 22.5	154/149	M	D	C		71 dB	✓	✓

⁽¹⁾ Will be available during the second half of 2016. ⁽²⁾ Will be available during the first half of 2016.

Pattern	Size	Load index	Speed symbol					
R-DRIVE 001	295/80 R 22.5	152/148	M	D	C	 75 dB	✓	✓
	315/80 R 22.5	156/150	L	D	C	 75 dB	✓	
		154/150	M					
	315/70 R 22.5	154/150	L	D	C	 73 dB	✓	✓
		152/148	M					
M729	215/75 R 17.5	126/124	M	F	C	 74 dB	✓	✓
	225/75 R 17.5	129/127	M	E	C	 74 dB	✓	✓
	235/75 R 17.5	132/130	M	F	C	 74 dB	✓	✓
	245/70 R 17.5	136/134	M	F	C	 73 dB	✓	✓
	265/70 R 17.5	138/136	M	F	C	 73 dB	✓	✓
	245/70 R 19.5	136/134	M	F	D	 73 dB	✓	✓
	265/70 R 19.5	140/138	M	F	C	 71 dB	✓	✓
	285/70 R 19.5	145/143	M	E	C	 73 dB	✓	✓
	305/70 R 19.5	148/145	M	F	C	 73 dB	✓	✓
	13 R 22.5	156/150	L	E	C	 73 dB	✓	✓
On/Off road								
M-STEER 001 ⁽¹⁾	315/80 R22.5	156/150	K	⁽⁴⁾			✓	✓
M840	10 R 22.5	144/142	K	D	B	 72 dB	✓	
	11 R 22.5	148/145	K	D	C	 72 dB	✓	
		145/142	L					
	12 R 22.5	152/148	K	D	C	 73 dB	✓	
		150/145	L					
	13 R 22.5	154/150	K	D	C	 72 dB	✓	
		156/150	G					
315/80 R 22.5 ⁽³⁾	156/150	K	D	C	 73 dB	✓		
	154/150	M						
M840 EVO	13 R 22.5	158/156	G	D	B	 72 dB	✓	✓
		156/150	K					
	315/80 R 22.5	158/156	G	D	C	 69 dB	✓	✓
		156/150	K					
M840 EXTRA	325/95 R 24	162/160	K	D	C	 72 dB	✓	
M-DRIVE 001 ⁽¹⁾	315/80 R 22.5	156/150	K	⁽⁴⁾			✓	✓
L355	13 R 22.5	154/150	K	E	B	 75 dB	✓	✓
		156/150	G					
	315/80 R 22.5 ⁽³⁾	156/150	K	E	C	 75 dB	✓	✓
		154/150	M					
	12.00 R 24	156	G	E	C	 76 dB		
L355 EVO	13 R 22.5	158/156	G	E	B	 75 dB	✓	✓
		156/150	K					
	315/80 R 22.5	158/156	G	E	B	 73 dB	✓	✓
		156/150	K					

6 ⁽¹⁾ Will be available during the second half of 2016.⁽³⁾ Will be discontinued upon introduction of new tyre.⁽⁴⁾ Refer to www.bridgestone.eu for final labelling information.

Pattern	Size	Load index	Speed symbol					
---------	------	------------	--------------	---	---	---	---	---

Off road

L317	12.00 R 24	156/153	M	<i>Not in scope of regulation</i>					
L317 EVO	13 R 22.5	158/156	G	F	B	 73 dB	✓	✓	
		156/150	K						

Urban

U-AP 001	275/70 R 22.5	150/148	J	D	B	 73 dB	✓	✓
		152/148	E					
GREATEC R173	455/45 R 22.5	166	J	D	C	 72 dB	✓	



BRIDGESTONE UK Ltd.

Bridgestone House - Athena Drive - Tachbrook Park - Warwick CV34 6UX, United Kingdom

www.bridgestone.co.uk